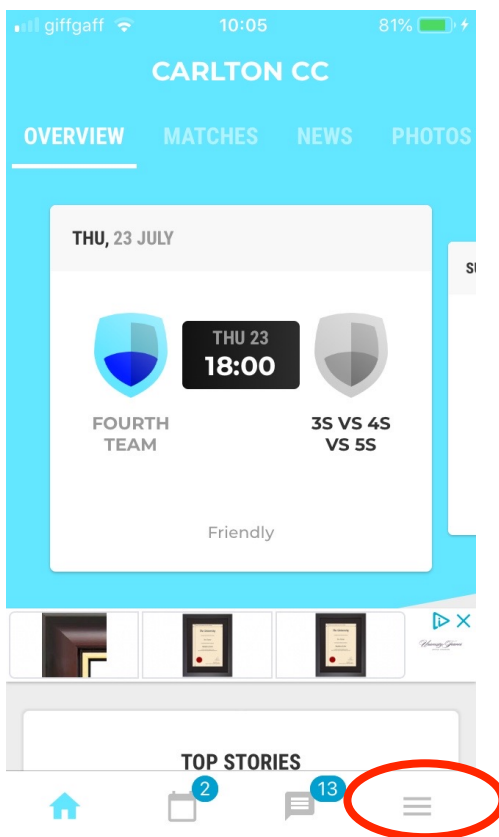


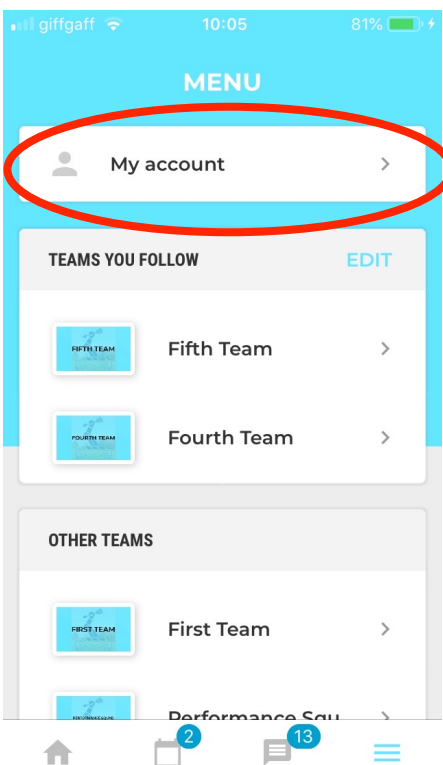
## Carlton CC

### Signing up for Teams on Pitchero

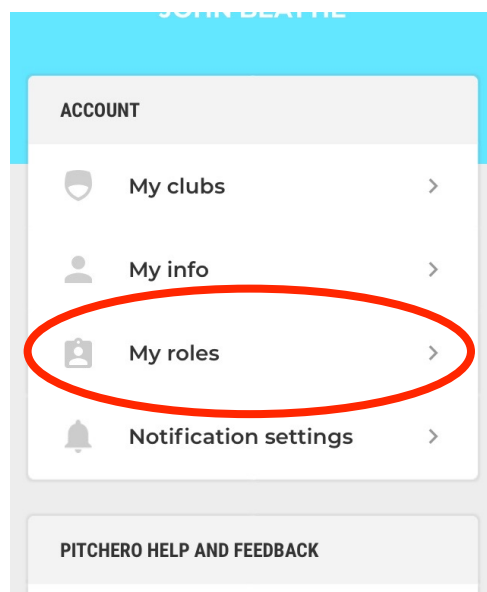
1. Sign in to the Pitchero App and go to Menu (three bars at bottom right)



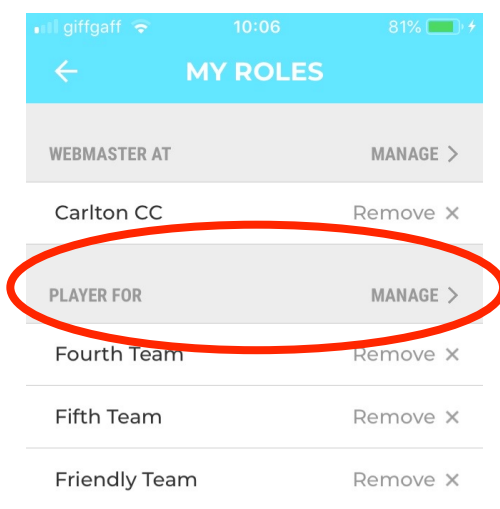
2. Select > My Account



### 3. Select My Roles

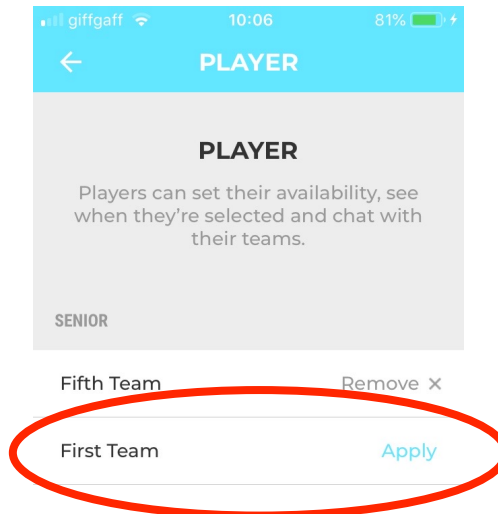


### 4. Look at the 'Player For' section



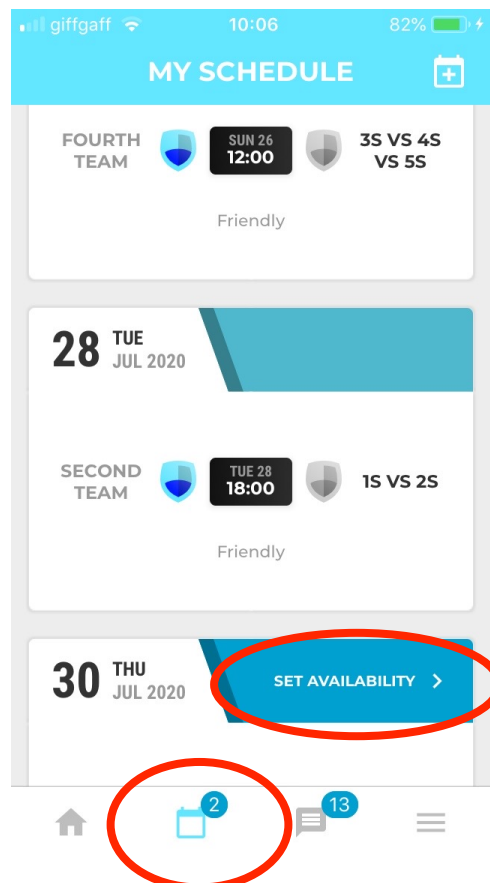
5. You want to be signed up for all teams that you are likely to play for (at least 2).
6. Internal club games in July 2020 will be billed as Second Team matches (1s/2s), Fourth Team matches (3s/4s/5s) or Womens/Development matches, so if you don't sign up for one of these teams you won't be able to see the games on Pitchero.
7. **Note that the team you join in Pitchero does not affect selection! It's purely an admin thing so its better to sign up for more teams so you know what's going on.**
8. To add yourself to a team, select Player For > Manage,

9. Click 'Apply For'.



10. You will receive an email/notification from an Administrator to confirm you are in the new team.

11. Navigate back to Home via back arrow, then select My Schedule (calendar icon at the bottom).



12. Once you are added to a team, you will then be able to see the friendly games here.

13. Indicate your availability for each game by clicking 'Set Availability'

14. Job Done